

Security for the Jewish Community during the RNC

Security Brief 7-9-2024



GAL

'Evolving' but no credible threats before RNC and DNC, Secret Service says

he environment that we're dealing with today is certainly different than it was four years ago," the director said.



MJF and Community Security

Through the development of community-wide financial support, planning and allocations, the mission of the Milwaukee Jewish Federation is to care for the needs of the Jewish people and to build a vibrant Jewish community in Milwaukee, in Israel, and around the world. In fulfilling its mission, the Federation is committed to the principles of Klal Yisrael , tzedakah, and tikkun olam.



Staff Introduction



Ari Friedman

VP of Security and Facility Operations.

Joshua Martinson

Lead Security Officer



Roberta Clark

Executive Director JCRC



Making Security a Daily Ritual

- *Daily Ritual*
- *Team Effort*
- *"Muscle Memory"*
- *See Something, Say Something!*

*"I am not scared of
that for which I am
prepared"*



RNC Security

- SPECIAL EVENT ASSESSMENT RATING = LEVEL 1
- 16 agencies
- 4500 police
- US Secret Service is the lead agency
- **We all have a role!**



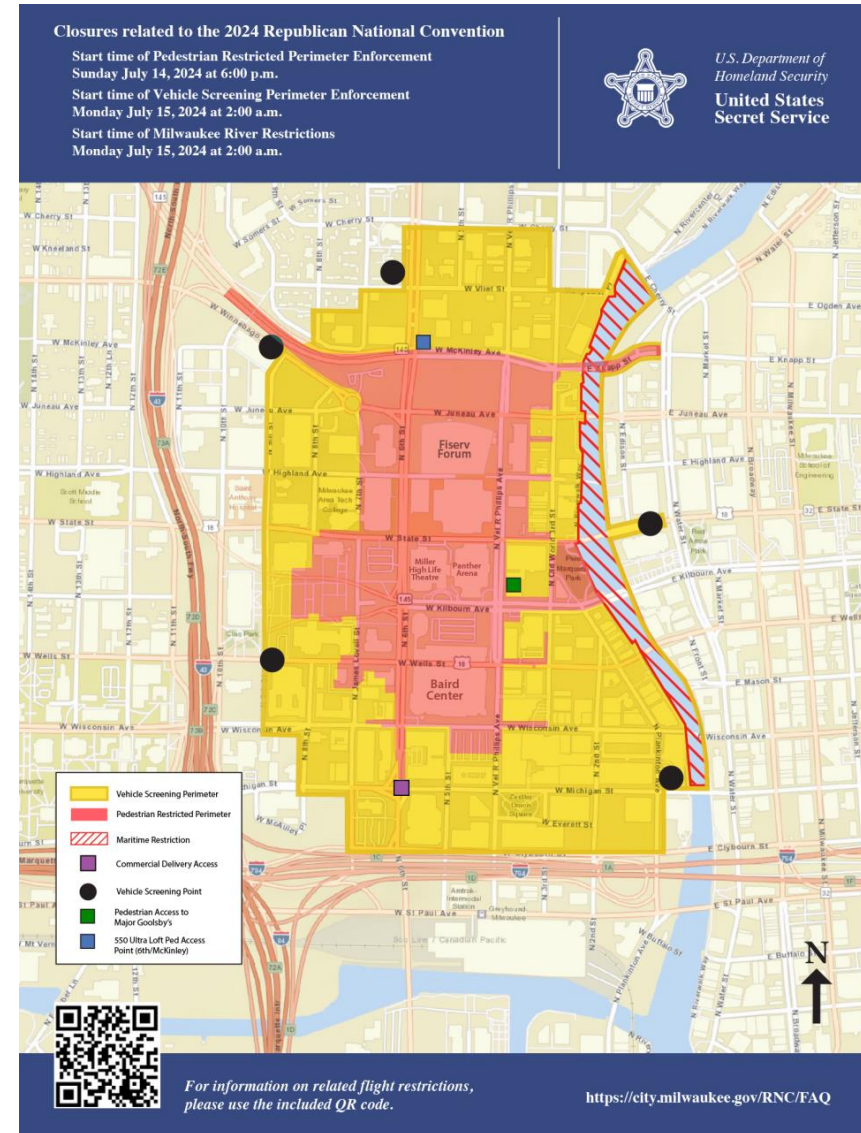
Intelligence Overview

Security Zone Overview

- Traffic Impact
- Unannounced closures

Monitoring and Intel Flow

- SCN
- In house
- Law Enforcement



Facility best practices

Access to building

- Maintain single point access
- Secondary points of entry
- Safe spaces
- Technology

Staff awareness

- Review protocols
- Security for events
- Communication with staff

Visitors

- Call and email inquiries
- Unannounced Visitors
- Working with security
- Persons of interest (POI)

Unique Situations

Suspicious Phone Calls

- Caller ID
- Characteristics
- What was said
- Can your system record?

Suspicious Vehicles or Persons

- Know your address
- Direction of travel
- License plate
- Descriptions of person(s) and vehicle(s)
- What was suspicious?

Suspicious Mail or Packages

- Delivery method
- What to look for
- How to handle

https://cdn.fedweb.org/fed-91/2/Unattended_vs._Suspicious_Item_Postcard_508Compliant%25281%2529.pdf

https://cdn.fedweb.org/fed-91/2/Suspicious_Mail_or_Packages.pdf

Swatting

Definition

Swatting is the act of making false emergency calls, often to 911 or other emergency services, with the intention of triggering a significant response from law enforcement, particularly specialized units like SWAT teams.

Why

- Sparking a law enforcement response to waste or tie up police resources
- target a specific group
- instill fear

What to do and not to do.

- Do: Follow LEA instructions and when able share with MJF.
- Do not: Bombard LEA with calls or rush to location

WHAT ARE THE TYPES OF EVENTS THAT PEOPLE CALL IN THROUGH SWATTING?



Bomb threats



Mass shootings



Hostage-barricade crises

In 2023 SCN tracked more than 449 swatting incidents and bomb threats, up 541% from 2022, as compared to a total of 23 between 2019 and 2021.

Bomb Threat

Any communication that indicates the intent to detonate an explosive device or that a device is already present. The threat can be made to cause injury, death, or property damage, and it can be made even if the device doesn't exist.

SCN Bomb Threat Reportings

Total Bomb Threats, 2022 & 2023



% Increase

1,016.8%

Reportings Post 07 OCT 23

853



Bomb Threat Guidance

Considerations

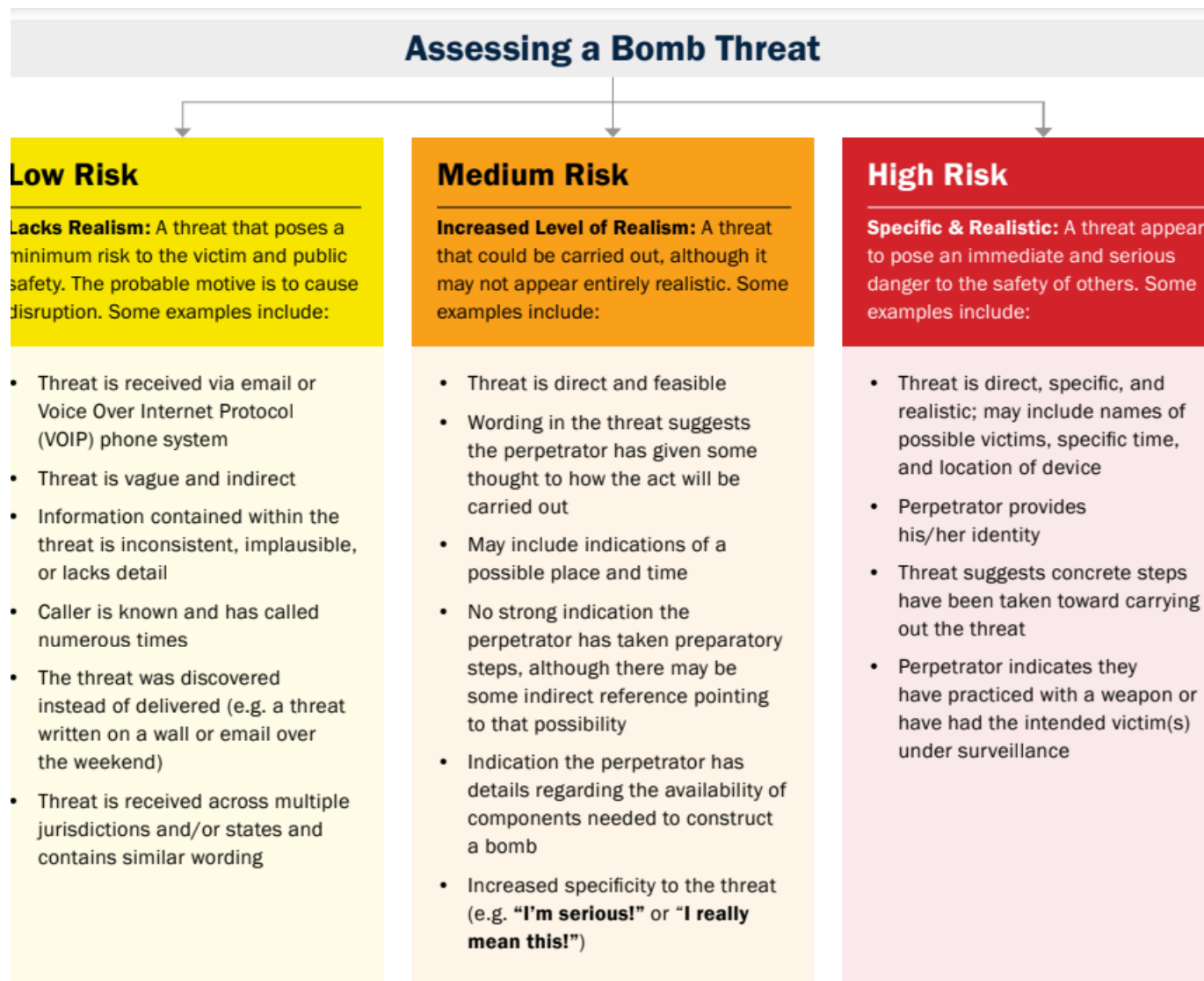
Exact wording of the threat

Prior threats against this or similar facilities

Current events

Accessibility of the site

Occupants of the site



Bomb Threat Guidance

In All Cases

- Notify Decision Makers & authorities
- Write/rewrite threat exactly as communicated

Phoned Threat

- Remain Calm & DO NOT HANG UP
- Signal on-site Decision Makers/authorities
- Copy down caller ID details if available
- Keep caller on the line and solicit info to fill out checklist thoroughly
- Record if possible
- Remain on site for interviews afterward

Verbal Threat

- If perpetrator leaves, note which direction
- Note description of person who made the threat (name, gender, height/weight/body size, distinguishing features, race, type/color clothing, hair & eye color, voice [loud, deep, accent])

Written Threat

- Handle document as little as possible
- Note the date/time/location found, situations/conditions surrounding discovery/delivery, personnel who witnessed the threat
- Secure the threat, do not alter. If small, place in bag/envelope. If large, secure the location.

Emailed Threat

- Leave the message open on the computer
- Print/photograph/copy message and subject line, noting date & time

BOMB THREAT PROCEDURES

This quick reference checklist is designed to help employees and decision makers of commercial facilities, schools, etc. respond to a bomb threat in an orderly and controlled manner with the first responders and other stakeholders.

Most bomb threats are received by phone. Bomb threats are serious until proven otherwise. Act quickly, but remain calm and obtain information with the checklist on the reverse of this card.

If a bomb threat is received by phone:

- Remain calm & do not hang up, keep the caller on the line for as long as possible
- If possible, signal other staff members to listen & notify Site Decision Maker(s)
- If the phone has a display, copy the number and/or letters on the display
- Write down the exact wording of the threat
- Record the call, if possible
- Fill out the Bomb Threat Checklist immediately

If you receive a written threat:

- Handle the document as little as possible
- Note date, time, and location the document was found
- Secure the document and do not alter the item in any way
- Notify the organization Site Decision Maker(s)

If you receive a social media or email threat:

- Do not turn off or log out of the account
- Leave the message open on the device
- Take a screenshot, or copy the message and subject line
- Note the date and time
- Notify the organization Site Decision Maker(s)

** Refer to your local bomb threat management plan for evacuation criteria*

DO NOT:

- Use two-way radios or cellular phone in close proximity to a suspicious item
- Touch or move a suspicious item

IF A SUSPICIOUS ITEM IS FOUND, CALL 911

For more information about this form contact the
CISA Office for Bombing Prevention at: OBP@cisa.dhs.gov



BOMB THREAT CHECKLIST

DATE:

TIME:

TIME CALLER
HUNG UP:

PHONE NUMBER WHERE CALL
RECEIVED:

Ask Caller:

- Where is the bomb located? (building, floor, room, etc.)
- When will it go off?
- What does it look like?
- What kind of bomb is it?
- What will make it explode?
- Did you place the bomb? Yes No
- Why?
- What is your name?

Exact Words of Threat:

Information About Caller:

- Where is the caller located? (background/level of noise)
- Estimated age:
- Is voice familiar? If so, who does it sound like?

• Other points:

Caller's Voice	Background Sounds	Threat Language
<input type="checkbox"/> Female	<input type="checkbox"/> Animal noises	<input type="checkbox"/> Incoherent
<input type="checkbox"/> Male	<input type="checkbox"/> House noises	<input type="checkbox"/> Message read
<input type="checkbox"/> Accent	<input type="checkbox"/> Kitchen noises	<input type="checkbox"/> Taped message
<input type="checkbox"/> Angry	<input type="checkbox"/> Street noises	<input type="checkbox"/> Irrational
<input type="checkbox"/> Calm	<input type="checkbox"/> Booth	<input type="checkbox"/> Profane
<input type="checkbox"/> Clearing throat	<input type="checkbox"/> PA system	<input type="checkbox"/> Well-spoken
<input type="checkbox"/> Coughing	<input type="checkbox"/> Conversation	
<input type="checkbox"/> Cracking Voice	<input type="checkbox"/> Music	
<input type="checkbox"/> Crying	<input type="checkbox"/> Motor	
<input type="checkbox"/> Deep	<input type="checkbox"/> Clear	
<input type="checkbox"/> Deep breathing	<input type="checkbox"/> Static	
<input type="checkbox"/> Disguised	<input type="checkbox"/> Office machinery	
<input type="checkbox"/> Distinct	<input type="checkbox"/> Factory machinery	
<input type="checkbox"/> Excited	<input type="checkbox"/> Local	
<input type="checkbox"/> Laughter	<input type="checkbox"/> Long distance	
<input type="checkbox"/> Lisp		
<input type="checkbox"/> Loud		
<input type="checkbox"/> Nasal		
<input type="checkbox"/> Normal		
<input type="checkbox"/> Ragged		
<input type="checkbox"/> Rapid		
<input type="checkbox"/> Raspy		
<input type="checkbox"/> Slow		
<input type="checkbox"/> Slurred		
<input type="checkbox"/> Soft		
<input type="checkbox"/> Stutter		

OTHER INFORMATION:

Civil Unrest Preparedness



PHYSICAL SECURITY

- Survey and remove loose items from the surrounding area that can be used as projectiles
- Remove all trash cans, construction cones and other debris (tables, chairs, signs, etc)
- Empty and lock dumpsters
- Ensure security systems, to include alarms and cameras (if applicable), are operational and doors and windows are secure
- Inspect fire extinguishers to ensure they are in working condition and readily available
- Ensure all window shades and curtains are closed

SECURITY PERSONNEL

- Based on local conditions, and if warranted, be prepared for additional security presence
- Be prepared to call law enforcement (9-1-1) in the event of violence or civil unrest
- Be prepared for early dismissal and evacuation
- Be prepared to shelter in place

OPERATIONAL PROCEDURES

- Notify relevant individuals of changes in work schedules and/or closures
- Based on local conditions, and if warranted, close facility or telework
- Review access control policy; limit guests or visitors, if warranted
- Update local, state and federal law enforcement points of contact
- Update internal communications list
- Update emergency vendor contacts

PROTEST PREPAREDNESS

- Do not engage with protesters especially when entering or leaving your facility
- Plan and discuss with your staff what actions to take during the protest
- Avoid counter-protests or educational events at the same location as, or close to, the protest as they may spark avoidable conflict
- Be prepared to walk past or avoid protesters if returning to your facility
- Ensure policies effectively respect First Amendment rights

Case Study – Intelligence

Email communication from [REDACTED] (Call recipient)

Friends, I am directing this report to David Bass of the local FBI, David Hartman, our security director, Jeff Butler, our president, Roger Ziif, our treasurer, and Andrew Dittman of the police department, as well as Ari Friedman of the Milwaukee Jewish Federation.

It was bound to happen here eventually. I have been here five years and never received a phone call like this one. Here are the details:

Phone call received at Congregation [REDACTED]

Time 3:13 pm Thursday May 2, 2024

Phone call received live from 608-xxx-xxxx

It says “Ettrick, WI”

All the caller said was: “I hope somebody burns down your f***ing synagogue, you stupid kike”

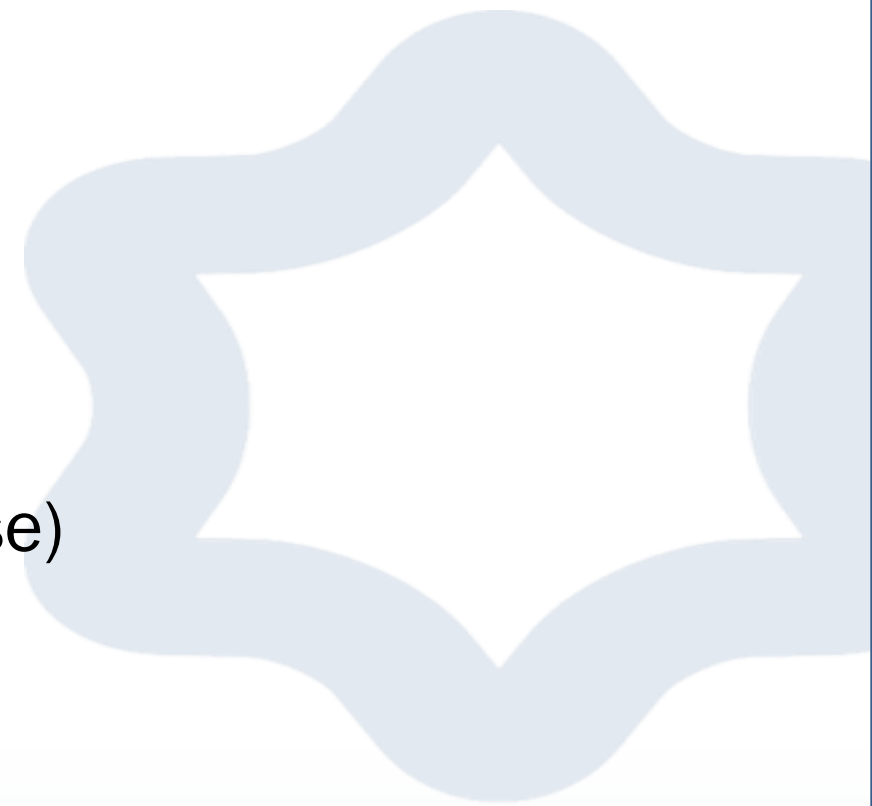
They hung up before I could respond.

I am not one to judge whether this was just a disturbed individual or an actual threat, but both the police department and the FBI, as well as the Milwaukee Jewish Federation, have told me to immediately report any incident like this. The information above is all I have. I would be grateful for some guidance.

I will not share this information with anyone else, until I am instructed to do so by our president and the board.

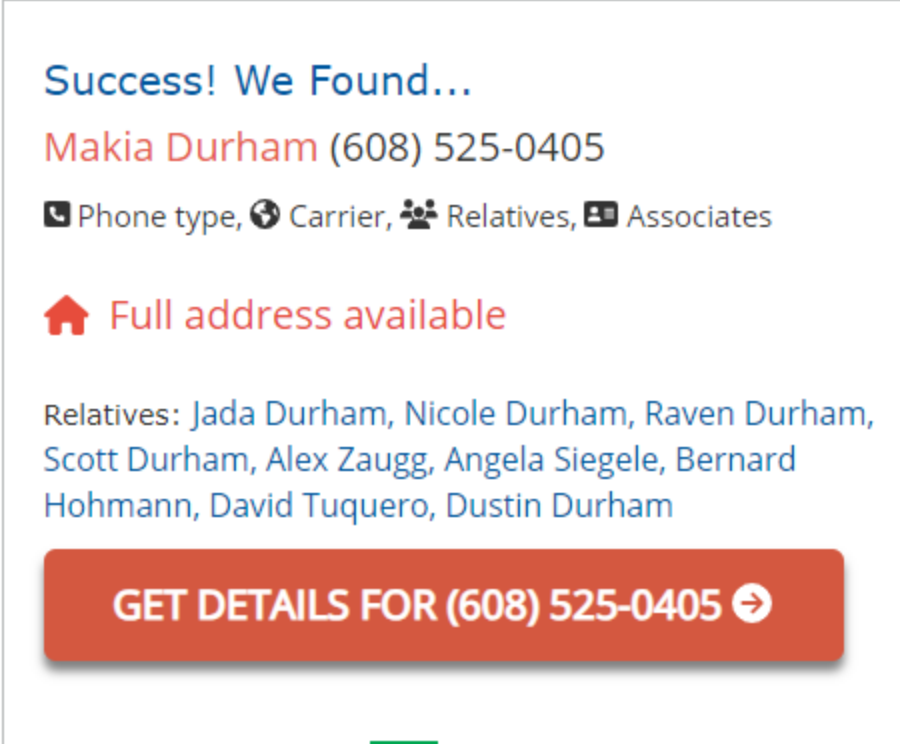
Immediate actions

- Rabbi
 - Sent email
 - Called PD
- MJF Security
 - Sent to Intel partners (SCN, FUSION, In house)
 - Communicated with the Synagogue



MJF Findings

- MJF ran a search.
None of this was verified at the time however, this is the "path" the phone number took us down.



Success! We Found...

Makia Durham (608) 525-0405

📞 Phone type, 🌐 Carrier, 👤 Relatives, 🏢 Associates

🏠 Full address available

Relatives: Jada Durham, Nicole Durham, Raven Durham, Scott Durham, Alex Zaugg, Angela Siegele, Bernard Hohmann, David Tuquero, Dustin Durham

GET DETAILS FOR (608) 525-0405 ➔

Facebook page


[https://www.facebook.com/profile.php?id=100074007574772
&sk=likes_all](https://www.facebook.com/profile.php?id=100074007574772&sk=likes_all)

MJF Findings



Police actions based on intel share

- PD were able to speak with Makia Durham today (May 3rd, 2024) about the phone call. Although he did not openly admit to making the phone call, his answers to my line of questioning implied he did. He stated he did not have any intentions of causing harm to anybody and stated his statements were not a threat. He said he was just having a “bad day” yesterday and that he was “mad at Israelites”.



Next steps

- After speaking with Asst. District Atty Nick Passe, the suspect was served with a summons to appear in court Friday, May 17th. The charges will be Disorderly Conduct and Unlawful Use of Telephone, both with the “Hate Crimes” penalty enhancer. They are not going to pursue terroristic threats. ADA Passe is asking for a No-Contact with the Synagogue and for the suspect to be on GPS monitoring, with an exclusion zone around the Synagogue.

Statute	Description	Severity
1 947.012(1)(c)	Unlawful Phone Use-Threaten w/Conceal.ID	Misd. B

Modifier: Hate Crime

2 947.01(1)	Disorderly Conduct	Misd. B
-------------	--------------------	---------

Modifier: Hate Crime

NO CONTACT WITH Rabbi or congregation (next 9/19)

Incident reporting

In the event of an emergency call 911

Once it is safe to do so, please report the incident to the Milwaukee Jewish Federation.

- <https://www.milwaukeejewish.org/community-security/report-incident/>
- Email: Security@Milwaukeejewish.org
- 414-967-SAFE (7233)



MILWAUKEE
JEWISH FEDERATION



Thank you



Resources

[Road Closures](#)

[Maritime Restrictions](#)

[Local Vehicle and Pedestrian Traffic Access](#)

[Facility Preparedness](#)

[What is Swatting?](#)

[Bomb Threat Guidance](#) | [Bomb Threat Checklist](#)

[Suspicious Mail or Packages](#) | [Identifying Suspicious Items](#)